

Lauren's Computer Activity Book

A Velsoft Computer Manual for Kids

For Children Aged 5-8

Entertaining Activities Especially for Children...

Builds Learning, Use and Enjoyment of Computers



Coloring




Activities



Learning



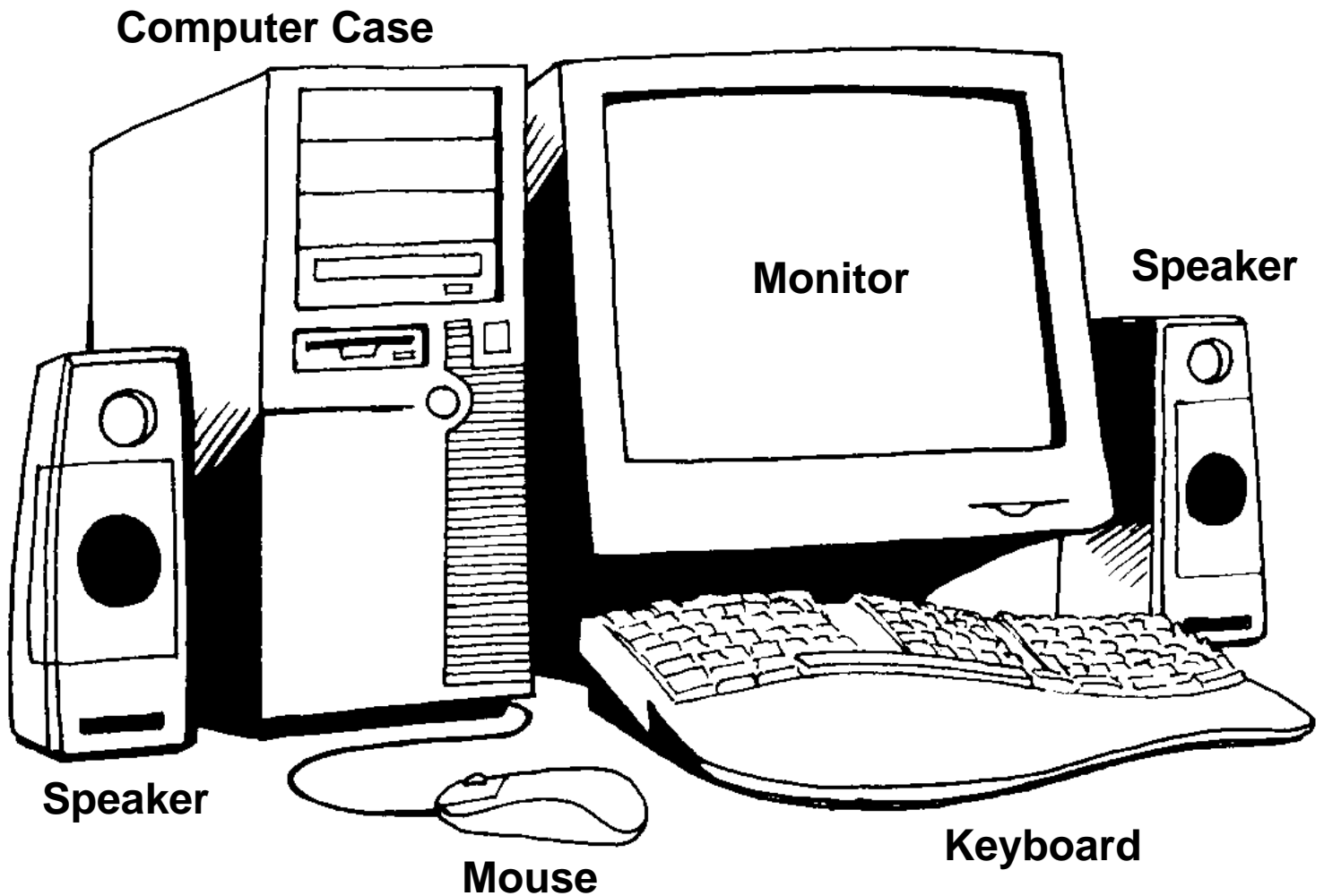
Easy Reader



Written By Ken O'Neill Illustrations By John Cockroft

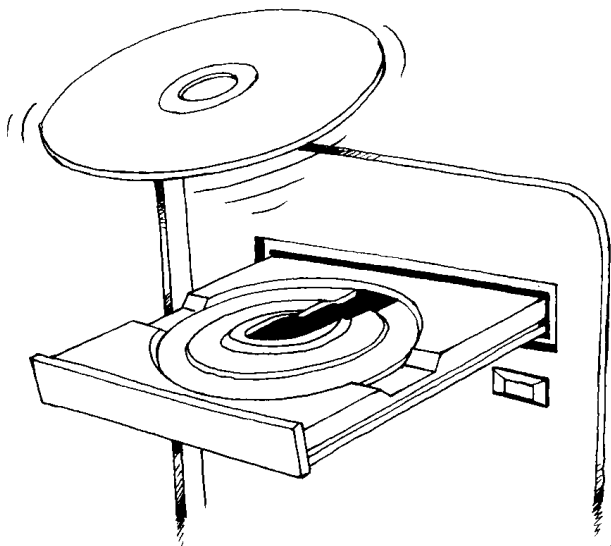
Velsoft
Computer Manuals for Kids

The parts of a computer



DEMO

Five things you can do on a computer.

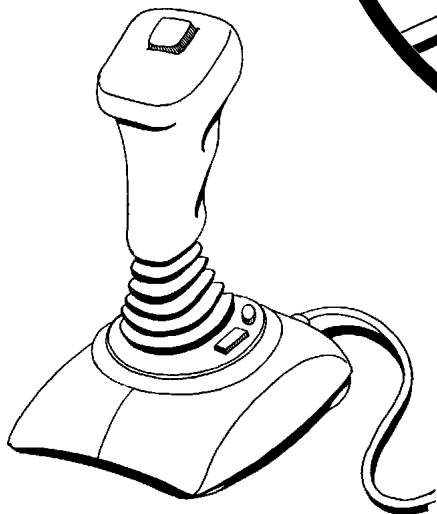


Play your favorite CD-ROM games.



Send e-mail to your friends.

Visit your favorite internet web site.



Play games using a joystick.



Print out letters or pictures you have created.



DEMO



A PC or Personal Computer is a computer used by one person at a time.

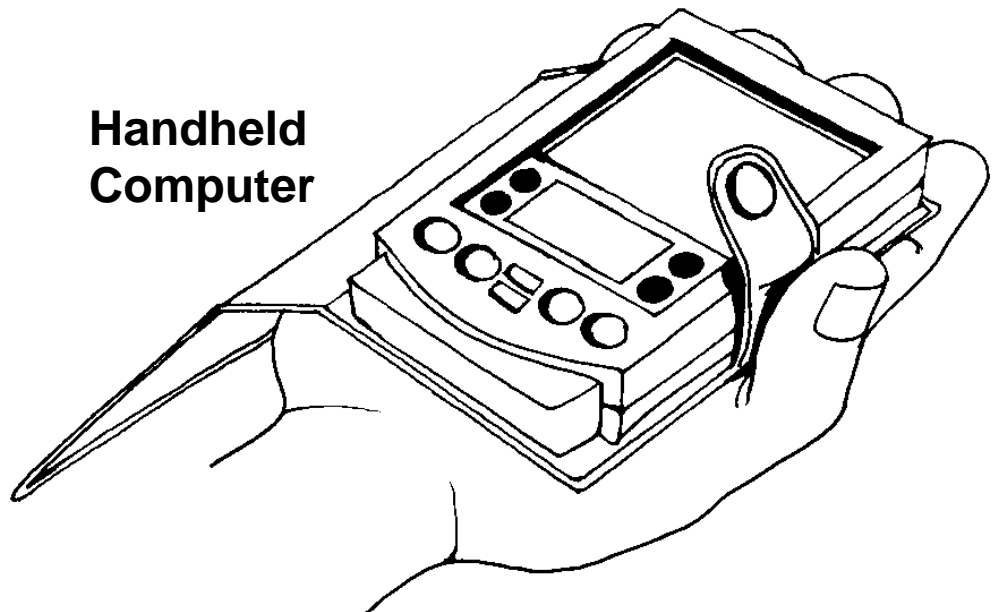
Some types of PCs are:

Desktop Computer




Notebook Computer

Handheld Computer



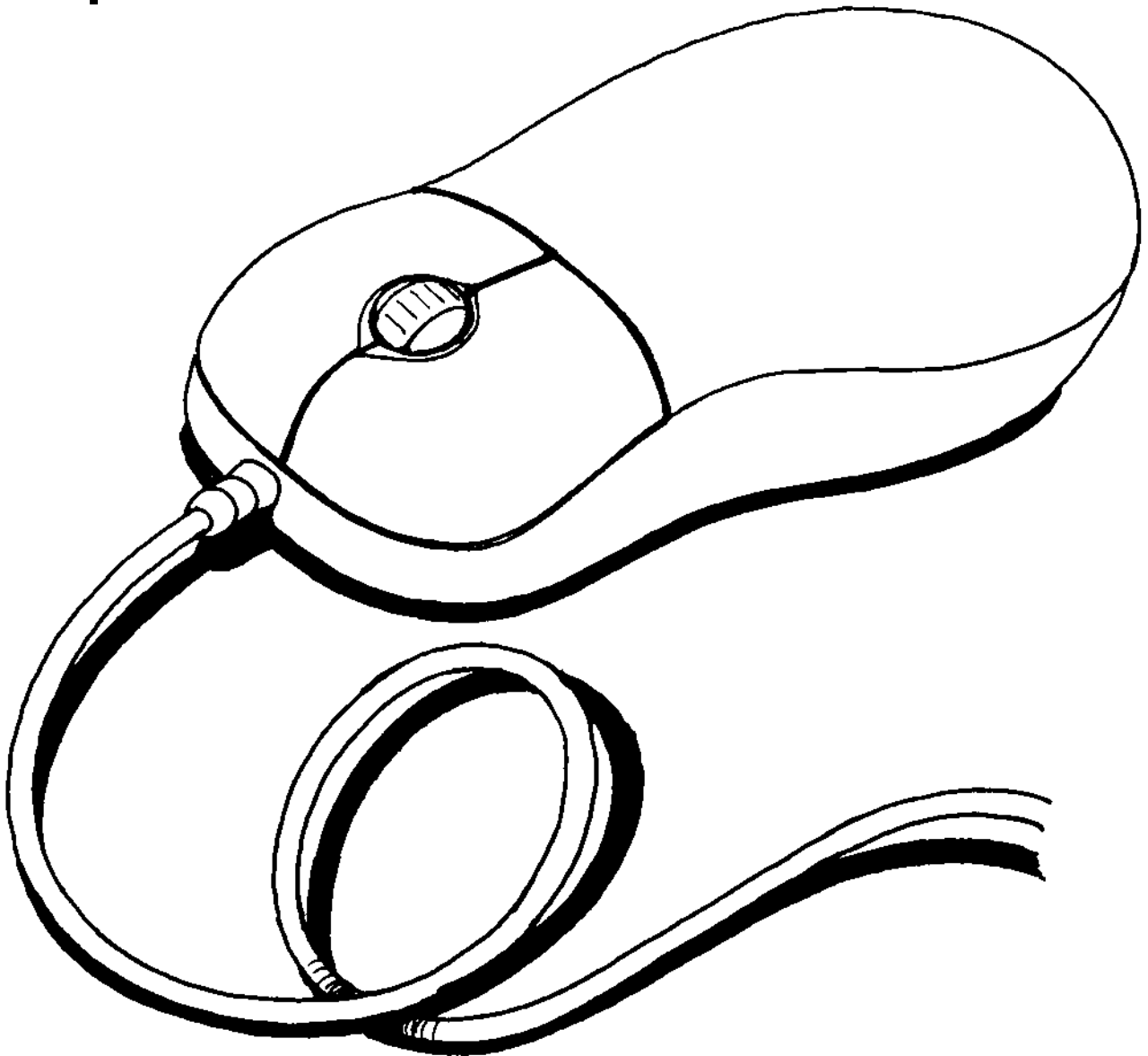
DEMO



A keyboard lets you type information and instructions into a computer. You can use a keyboard to type letters and email messages or enter numbers into a spreadsheet.

DEMO

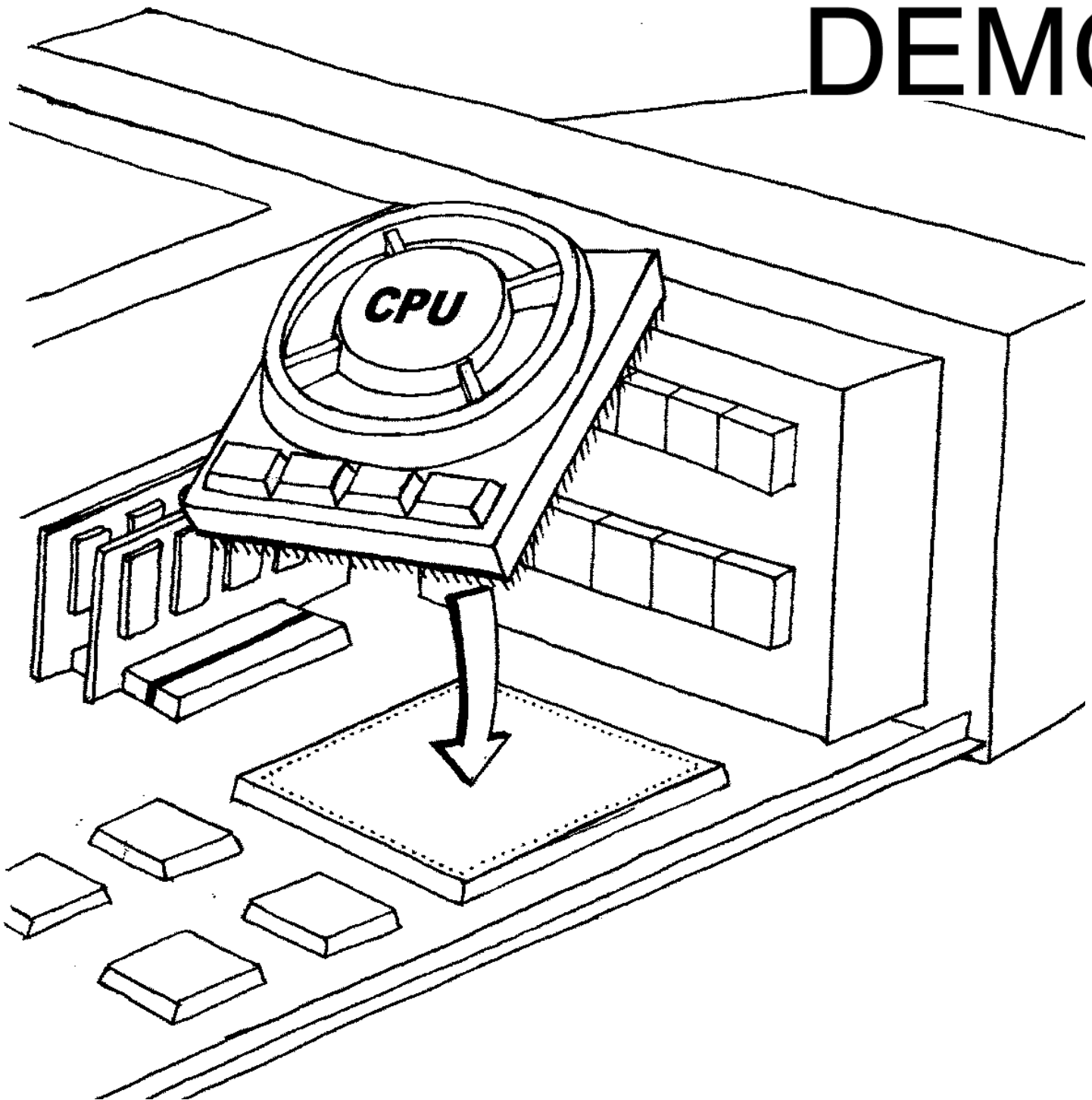
A mouse allows you to tell the computer to do things. When you use a CD-ROM the mouse is used to point and click on things on your computer screen.






Some computers have a joystick that you use to play games.

DEMO




The processor is like the brains of a computer because it does the thinking. When you ask a computer to do something the processor makes sure it is done. A bigger processor can think faster and make your computer work better.

DEMO




When we play a CD-ROM we can hear the sounds from our speakers.

DEMO

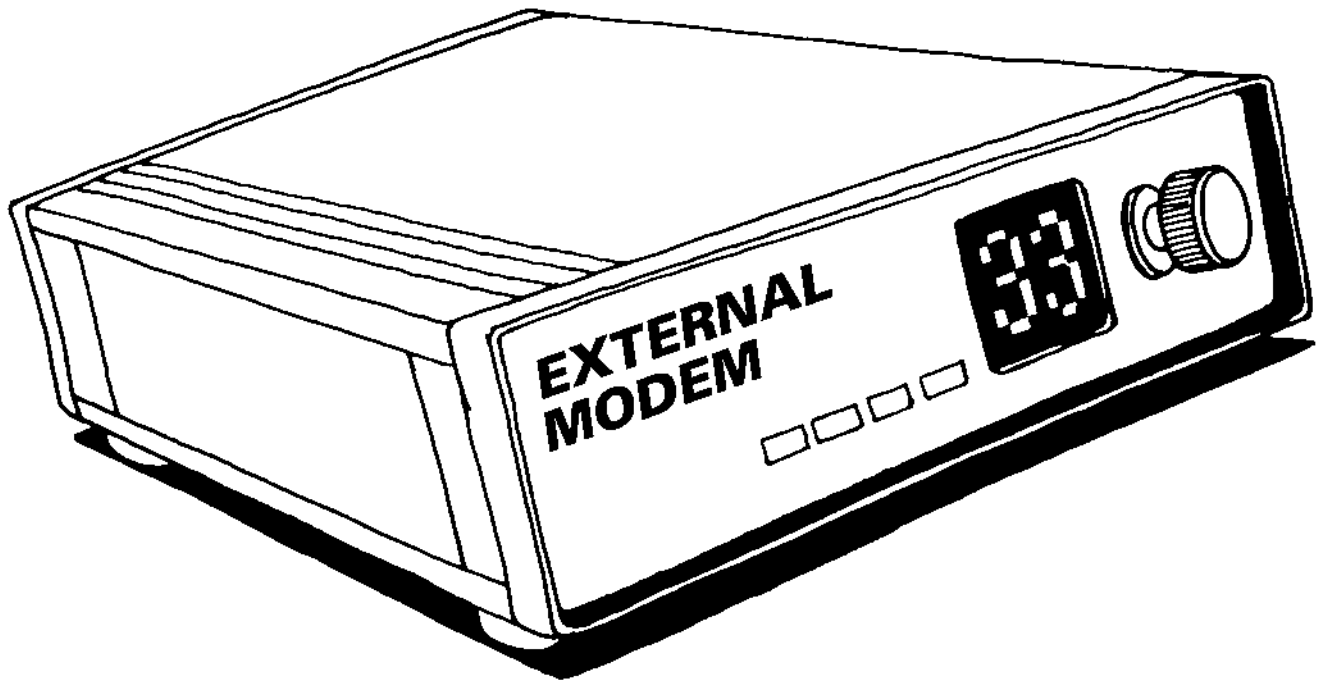


When you click print, the picture or words on your computer screen is sent to your printer which prints the picture or words to a piece of paper.

DEMO

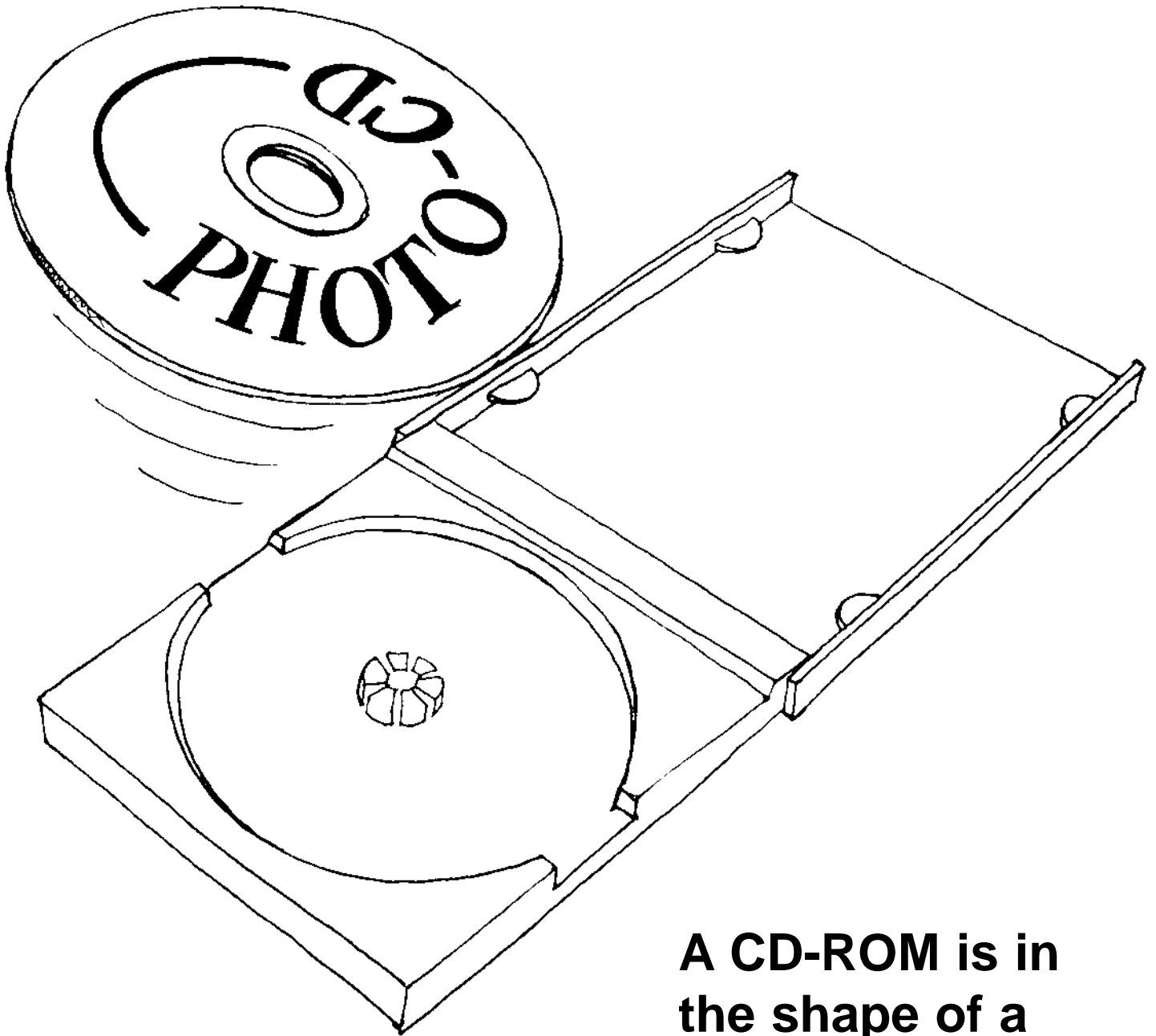


A monitor lets you see the things you are doing on the computer. Things like typing letters or drawing pictures.

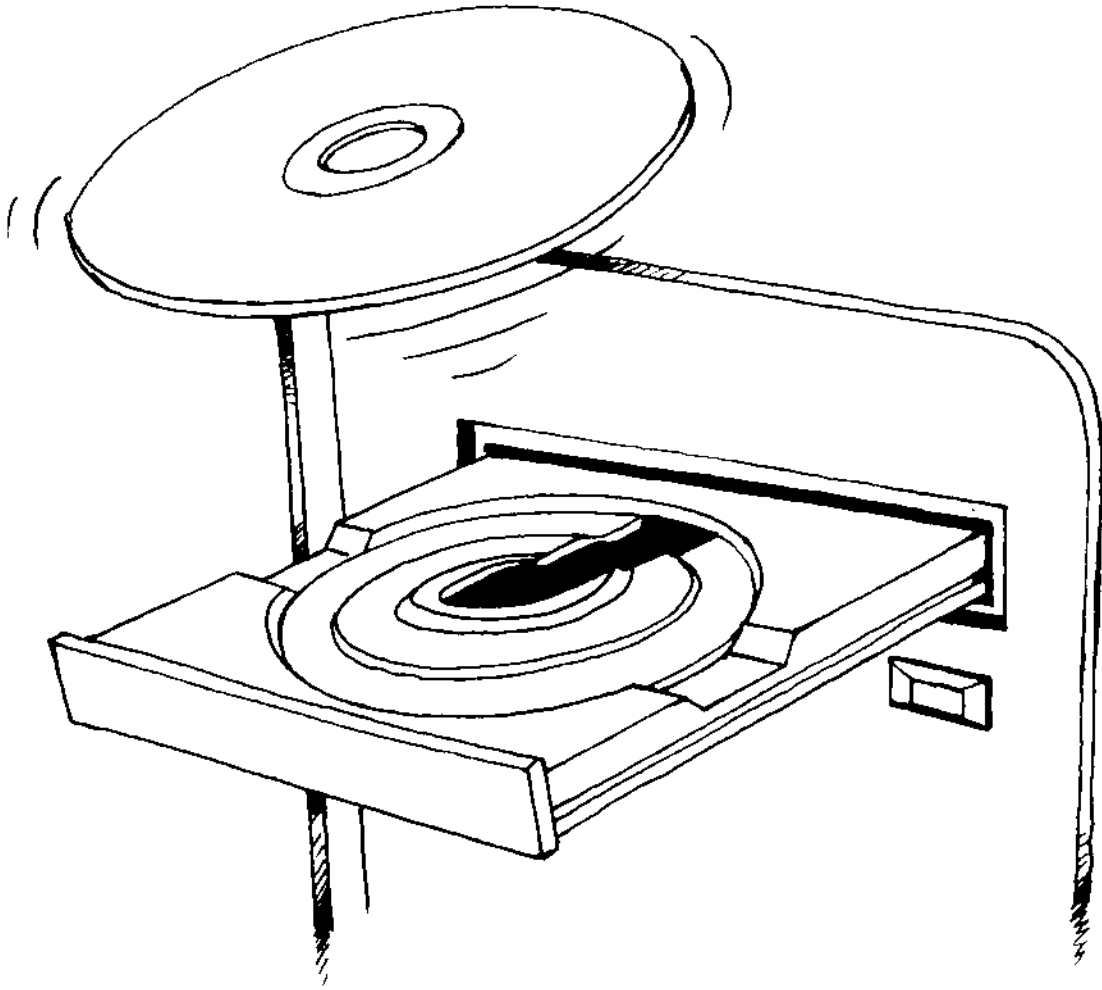


A modem allows you to connect your computer to the Internet. This allows you to send email to a friend or visit your favourite web site.

DEMO



A CD-ROM is in the shape of a circle. It can hold lots of pictures or games on it.



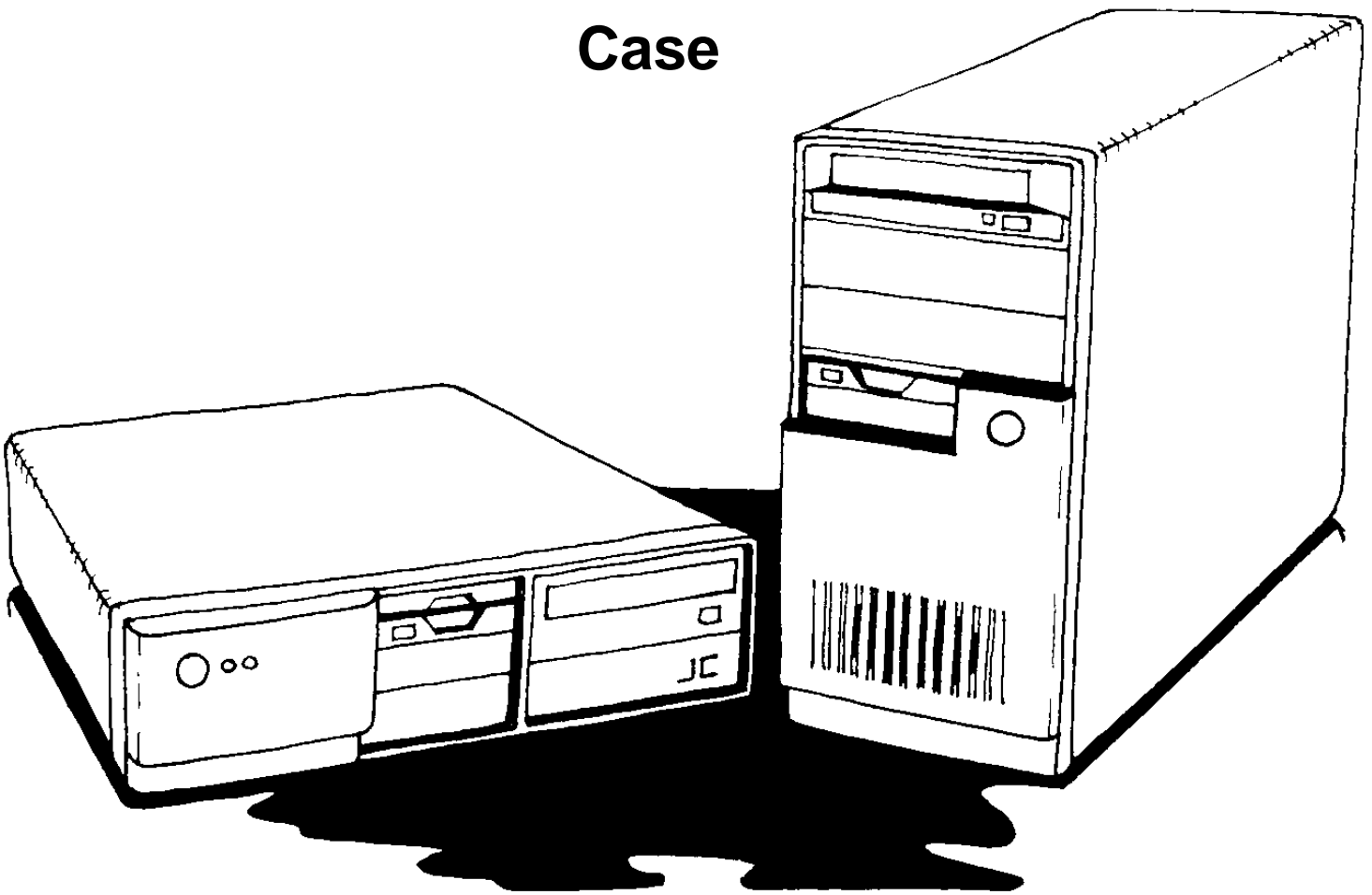
**You play your CD-ROMs
on a CD-ROM drive.**

DEMO


Computer Cases

A computer case contains most of the major parts of a computer.

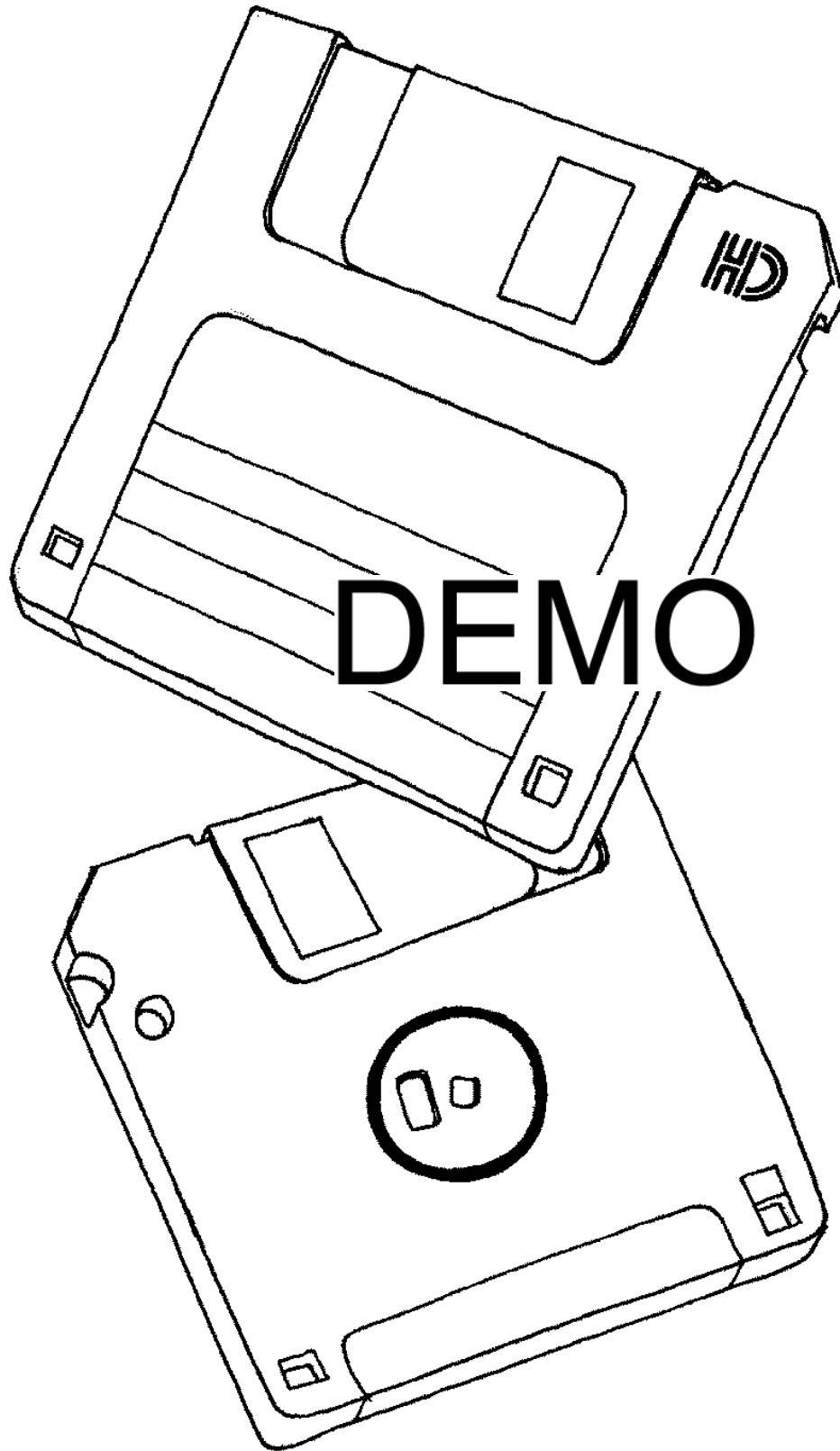
**The Tower
Case**



**The Desktop
Case**

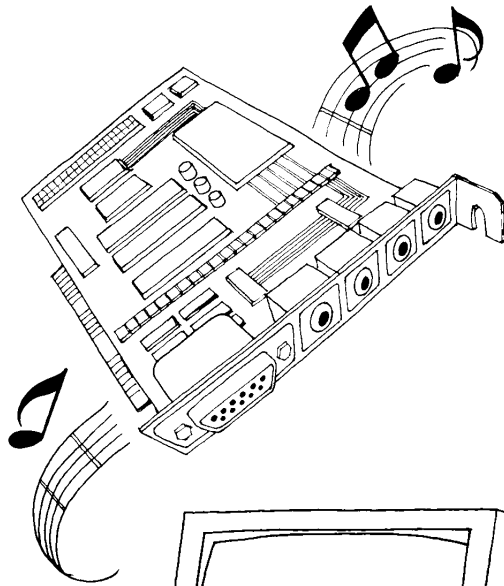


The hard drive in a computer is a place where we can store the work you do, like a letter you typed to a friend. Some hard drives can save enough letters to fill your bedroom.



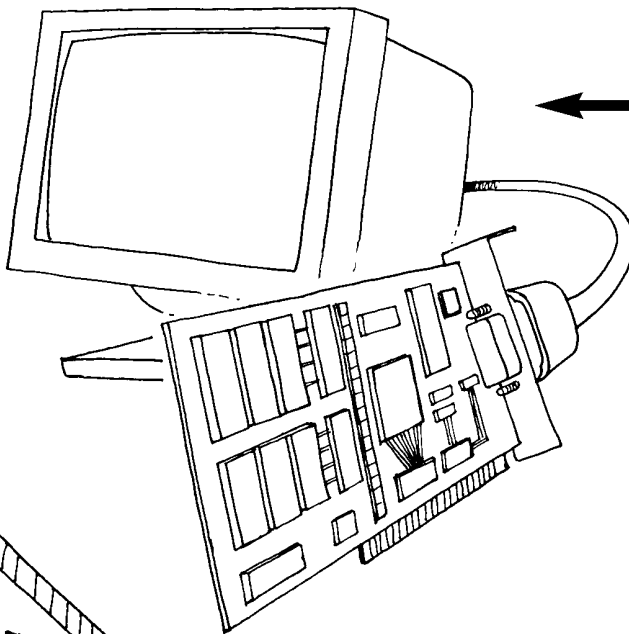
Floppy disks allow you to save the things you do on a computer so you can take them home with you.

Computers use cards and chips to do some important things.




A sound card sends sound to your computer speakers.

DEMO




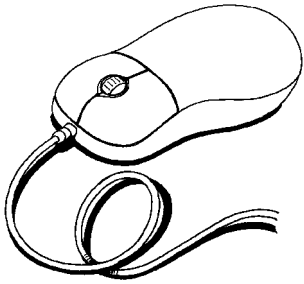
A video card sends pictures to your computer screen.



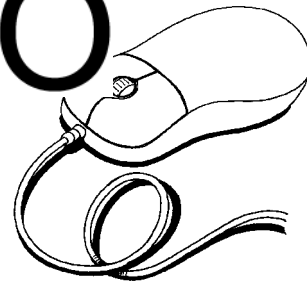

A memory chip remembers things a computer just did so it can work faster.

REVIEW & ACTIVITIES




1. Draw a circle around the parts of a computer that make sound.




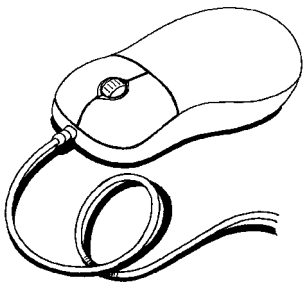
2. When you play a CD-ROM pictures are shown on your monitor. Circle the monitor.




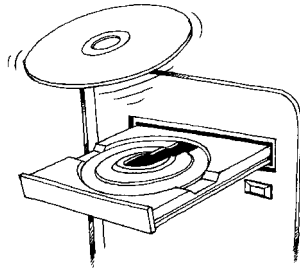
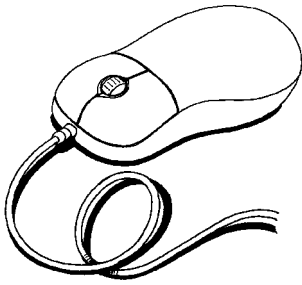
3. Draw a box around the piece of your computer that prints words or pictures on a page.




4. Circle the part of your computer that allows you to type your name on the computer.




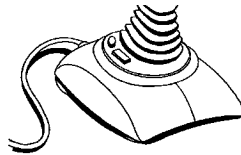
1. When you want your computer to do something, you can point to things on your computer screen using a mouse. Circle the mouse.




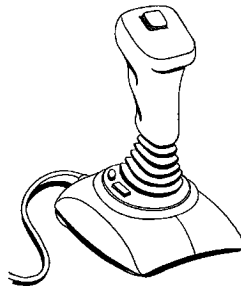
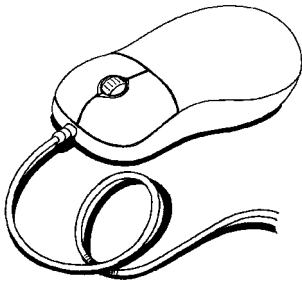
2. This computer part is used to play games.




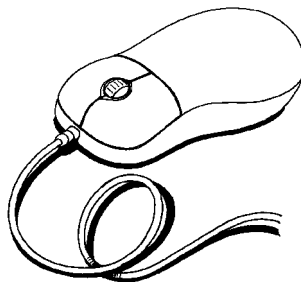

DEMO





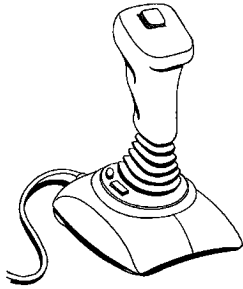
3. If I wanted to use the Internet I would need a modem.
Circle the modem.



4. A card inside my computer that produces sound and sends this to my computer speakers is called a sound card. Circle the sound card.



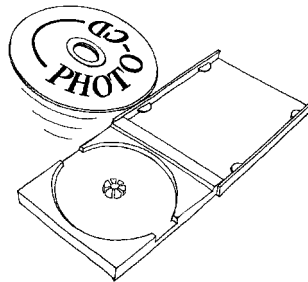
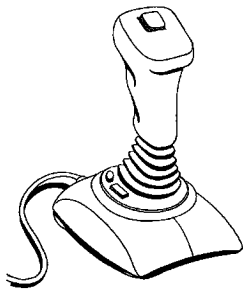
1. A processor is the brains of your computer. Circle the processor.



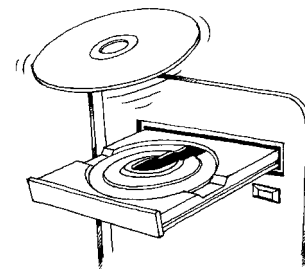
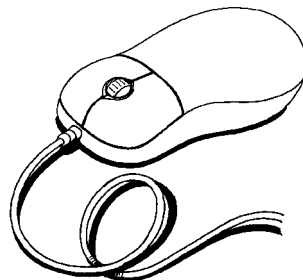

2. A card inside your computer that sends pictures to your monitor is called a video card. Draw a box around the video card.



3. A CD-ROM lets us play our favorite learning software on a computer. Circle the CD-ROM.




4. To play a CD-ROM we would have to carefully insert it in a CD-ROM Drive. Circle the CD-ROM Drive.



This is a picture of a new computer system. Match each computer part from the list of words.

Mouse Keyboard Speakers Printer Joystick
CD-ROM Drive Monitor



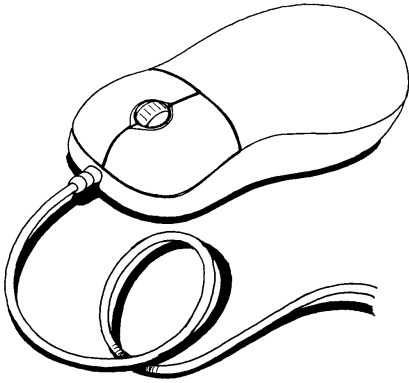
Write the correct computer part on the lines below.

Printer


Keyboard

Mouse

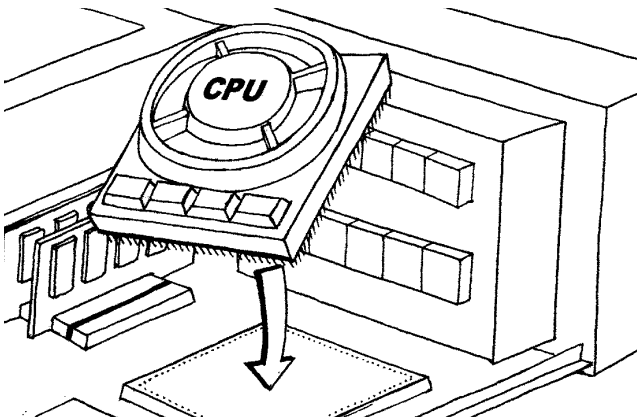
Processor




You can use me to point and click on things found on your computer screen.



DEMO I am the part that lets you type letters or numbers on the screen.



I am the part inside your computer that does all the thinking.



You use me to print out the pictures or words you make on the computer.


Write the correct computer part on the lines below.

Video Card

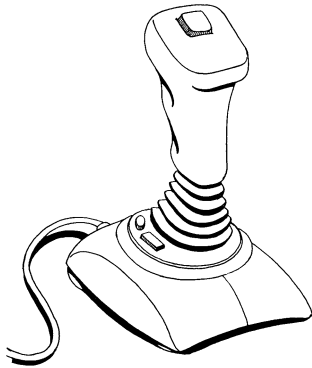
Joystick

Monitor


Speaker



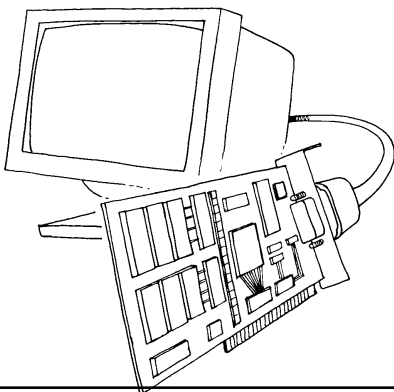
This part of the computer allows you to hear sounds from your computer.



This part of the computer allows
DEMO




This part of a computer allows you to see what you are doing.




This computer card sends pictures or video to your computer monitor.

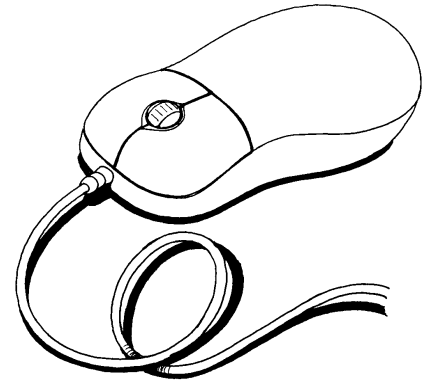
Spell the parts of the computer.



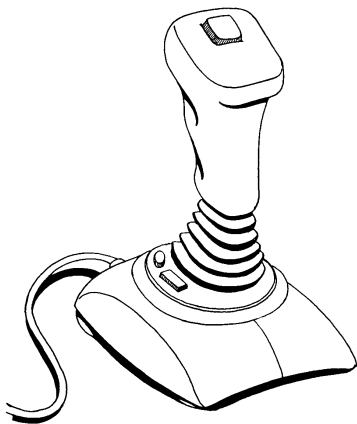
__peakers



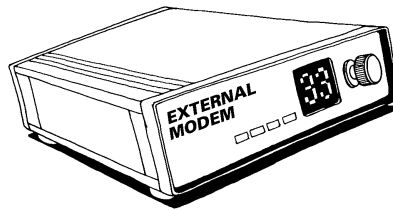
computer
DEMO



__ouse




__oystick



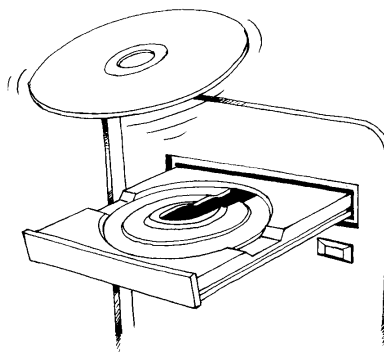
__odem



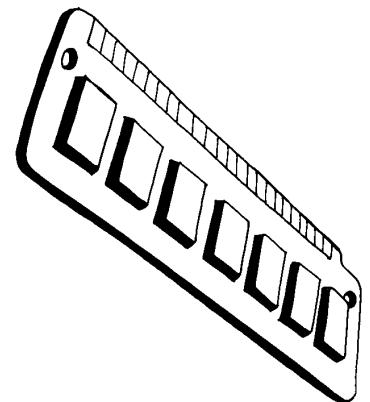
__eyboard



__onitor

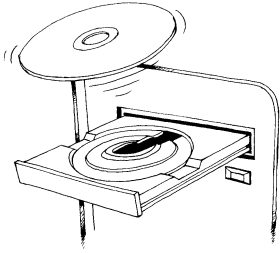


__D-ROM

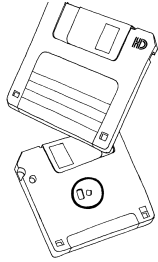


RAM __emory

Draw a straight line from the computer part to its name.




Speakers



Modem


DEMO



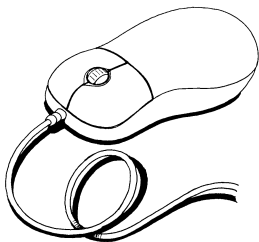
Keyboard



CD-ROM

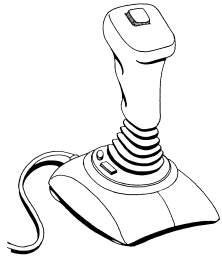


Floppy Disk

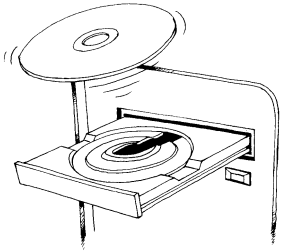


Mouse

Draw a straight line from the computer part to its name.




Handheld
Computer




Desktop
Computer


DEMO



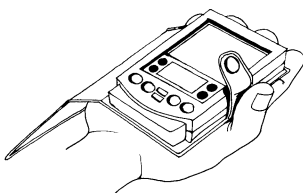
Monitor



CD-ROM



Printer




Joystick

Search For the Computer Parts


Computer words are hidden in this puzzle.
Can you circle the computer words?

MOUSE CDROM
PRINTER SPEAKERS
KEYBOARD PROCESSOR
MONITOR PC
MODEM JOYSTICK

DEMO



M	O	U	S	E	J	V	Y	T	D	S	S
O	P	K	E	Y	B	O	A	R	D	B	N
L	J	O	Y	S	T	I	C	K	E	F	S
K	L	P	R	O	C	E	S	S	O	R	F
Y	T	R	G	H	L	C	D	R	O	M	U
M	O	N	I	T	O	R	L	O	P	K	J
K	L	O	I	R	P	R	I	N	T	E	R
Y	S	P	E	A	K	E	R	S	K	P	C
B	N	M	U	M	O	D	E	M	R	Y	G



Fill in the words to finish the computer story.

Use the following words to finish the story.

Computer Printer CD-ROM Monitor
Keyboard Mouse Joystick Speakers

Lauren went to the computer store **DEMO** w c _____.
They realized that if they wanted to print out pictures or letters they would need a _____. Lauren's Mom let her buy one _____ game to play on the computer when they got home.

When they unpacked the computer they placed the _____, which lets us see pictures on our computer, on the desk. Next they unpacked a part called a _____. This would be used to type letters or numbers onto the computer screen. Lauren was surprised when she opened one part of the computer which looked like a small _____. This part of the computer system allows the user to point and click on things on their computer screen.

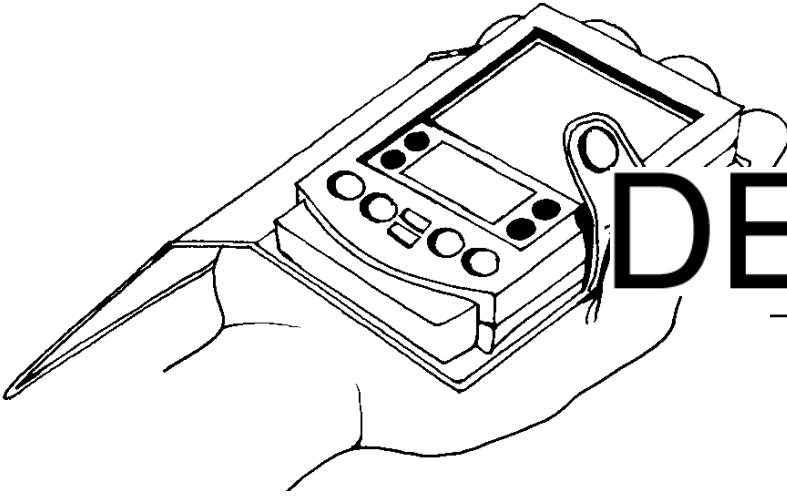
"Wow!" said Lauren, "what's this part?" Mom replied, "That part is called a _____ and helps you play games on your computer." Lauren continued to unpack the computer and pulled out two square boxes that make sounds called _____. Lauren had unpacked all the computer parts and after the computer was put together she and her mother surfed the Internet.

Using the list below, print the proper names of the 3 different types of computers in the blank spaces provided.

Notebook
Computer


Handheld
Computer

Desktop
Computer




DEMO

Computer



Computer



Computer

CHIPS, CARDS & UPGRADES

When we buy new memory, video or sound cards to make our computer work faster or do special things, this is called an upgrade.


Fill in the blanks of the following three sentences.

RAM Memory Chip Video Card Sound Card

If you wanted to upgrade your computer so it could run faster you would put a new RAM _____ in it.

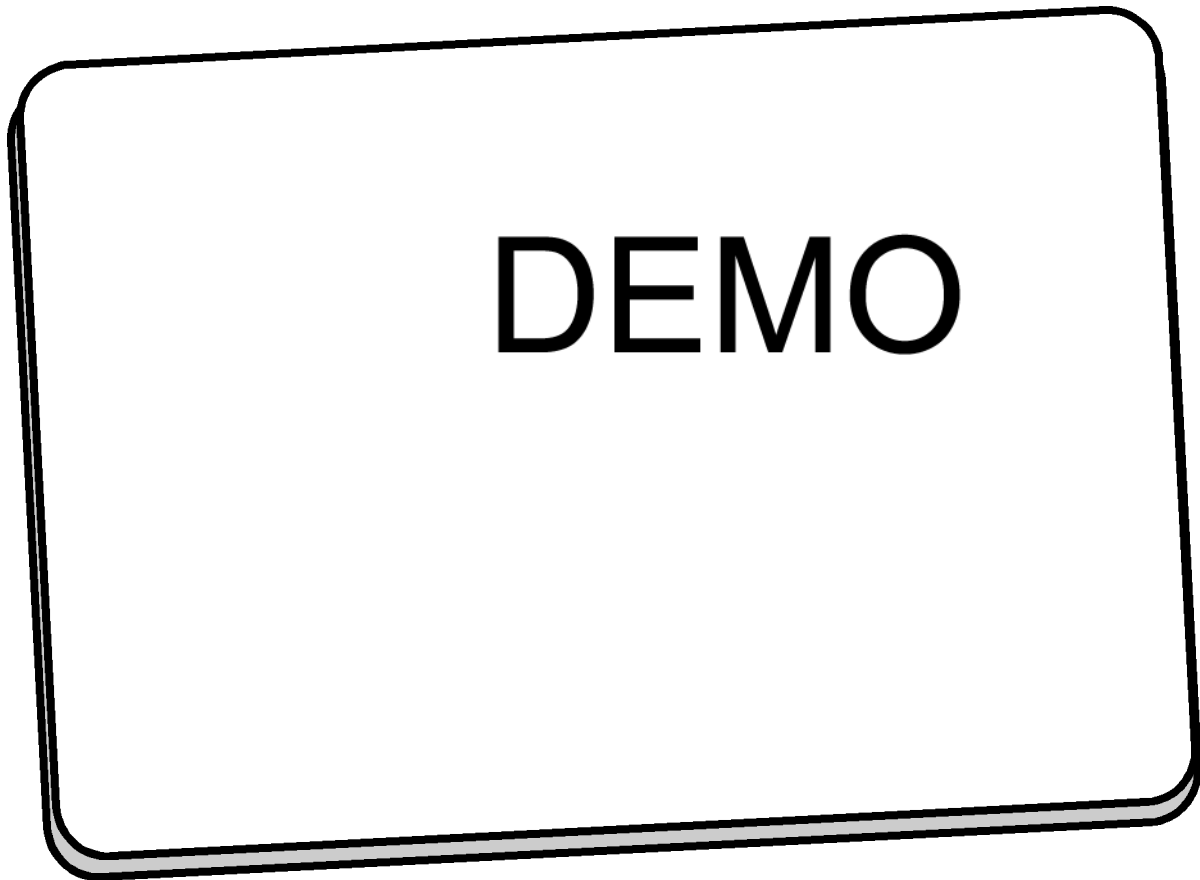
If you wanted to upgrade your computer to play better video games you would put a new _____ in it. **DEMO**

If you wanted to upgrade your computer to produce better sound quality you would put a new _____ in it.



Homework Exercise

Cut out a picture of a desktop computer from a magazine or newspaper and paste it on the mouse pad.



Try and answer the following questions about the computer you cut out.

The computer I choose has a _____ MHZ processor.

My computer has _____ MB of RAM memory.

The computer I cut out has a _____ GB hard drive.

My CD-ROM drive has _____ x speed.

The computer comes with _____ operating system.

The computer I choose has a _____ keyboard.

This computer has a _____ modem so I can connect to the Internet.

Homework Assignment

CIRCLE TRUE OR FALSE.

A computer would use a printer to connect to the Internet.

TRUE

FALSE

When I type letters or numbers on a computer I would use a mouse.

DEMO

TRUE

FALSE

A joystick can be used to play 3-D computer games.

TRUE

FALSE

A monitor lets me see pictures or images on my computer.

TRUE

FALSE



A larger RAM memory chip would help make my computer faster.

TRUE

FALSE




Assignment

On a separate piece of paper write a story about any one of the pictures.



Assignment

On a separate piece of paper write a story about any one of the pictures.





DEMO Certificate

presented to

for successfully completing all computer
activities in **Lauren's Computer Activity Book.**
A Velsoft Computer Manual for Kids!

Velsoft
Computer Manuals For Kids

Date

Teacher

www.velsoft.com

Elementary IT Courseware Bundle



Lauren's Computer Activity book is one of dozens courseware titles found on the best selling Elementary IT Courseware Bundle by Velsoft.com.

100's of Ready-Made Lesson Plans!

The Velsoft CD-ROM IT Courseware Bundle for Elementary Schools contains complete courseware titles for both the students and teacher. With your purchase you receive:

- Complete manuals for each of the 16 courseware titles
- Unlimited reprinting rights
- Complete rights to customize all titles
- Basic and advanced level courses
- Classroom activities and handouts
- No annual renewal fees
- FREE shipping

For more information,
please visit
<http://www.velsoft.com>.





Courseware Order Form

Please fax this page to 1-815-366-5865.

I would like to purchase the following:

- Elementary Courseware CD Bundle for \$275.00 US\$ for ____ locations.
(A CD will be mailed to right away)
- Lauren's Computer Activity Book for \$14.95 US\$ _____.
(you will be e-mailed a download location)

Your Name: _____

School/Organization: _____

Ship To Address: _____

Phone: _____

Fax: _____

I am paying by Credit Card:

Card Type: _____

Card Number: _____

Exp. Date: ____/____